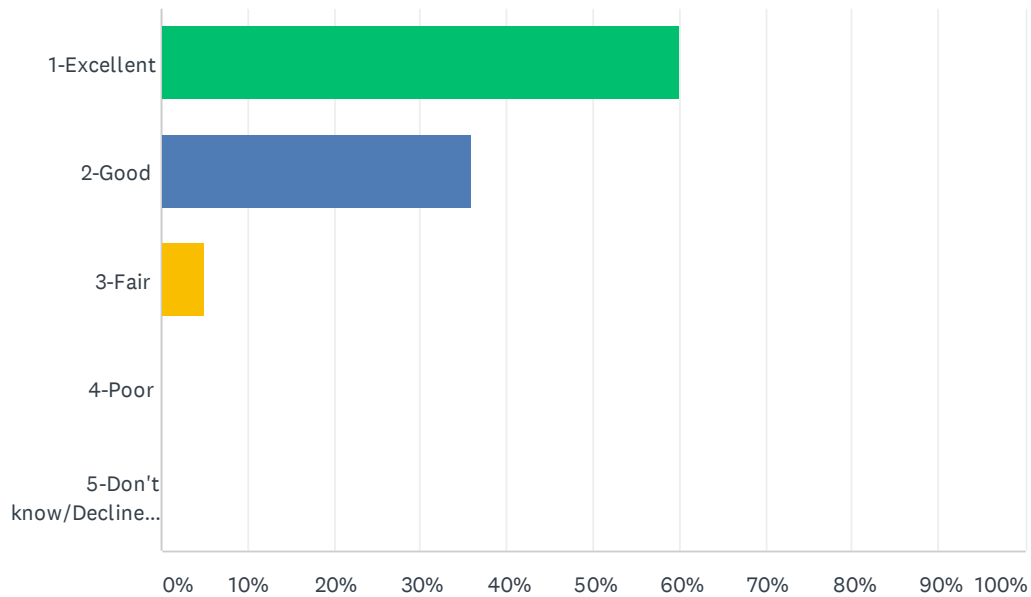


## Q1 Overall, how would you rate WES's performance in providing a well-rounded education?

Answered: 158 Skipped: 8



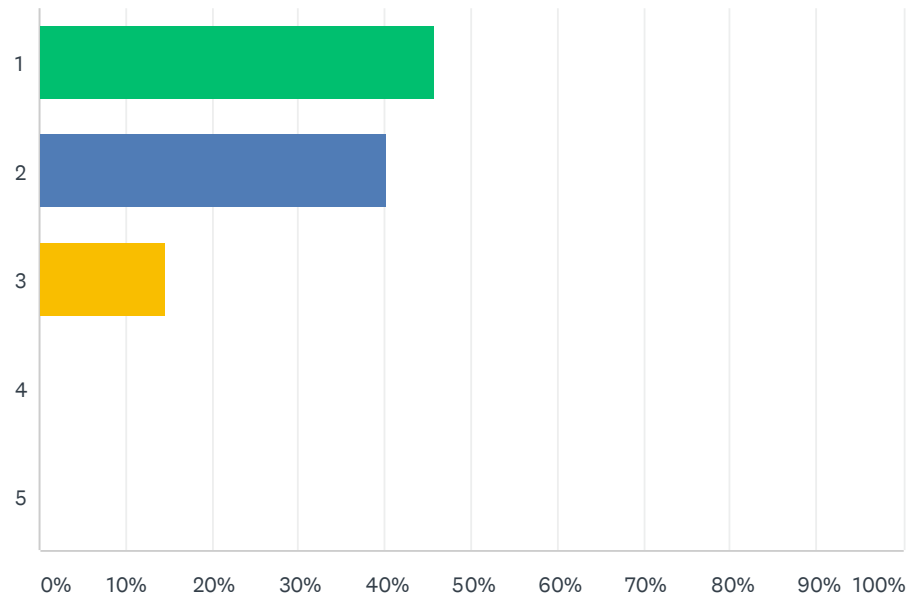
ANSWER CHOICES	RESPONSES	
1-Excellent	60.13%	95
2-Good	36.08%	57
3-Fair	5.06%	8
4-Poor	0.00%	0
5-Don't know/Decline to answer	0.00%	0
Total Respondents: 158		

Q2 Please share examples of programs, practices or activities at school with which you've been particularly pleased and/or where we can improve:

Answered: 91   Skipped: 75

### Q3 How many children do you have attending WES?

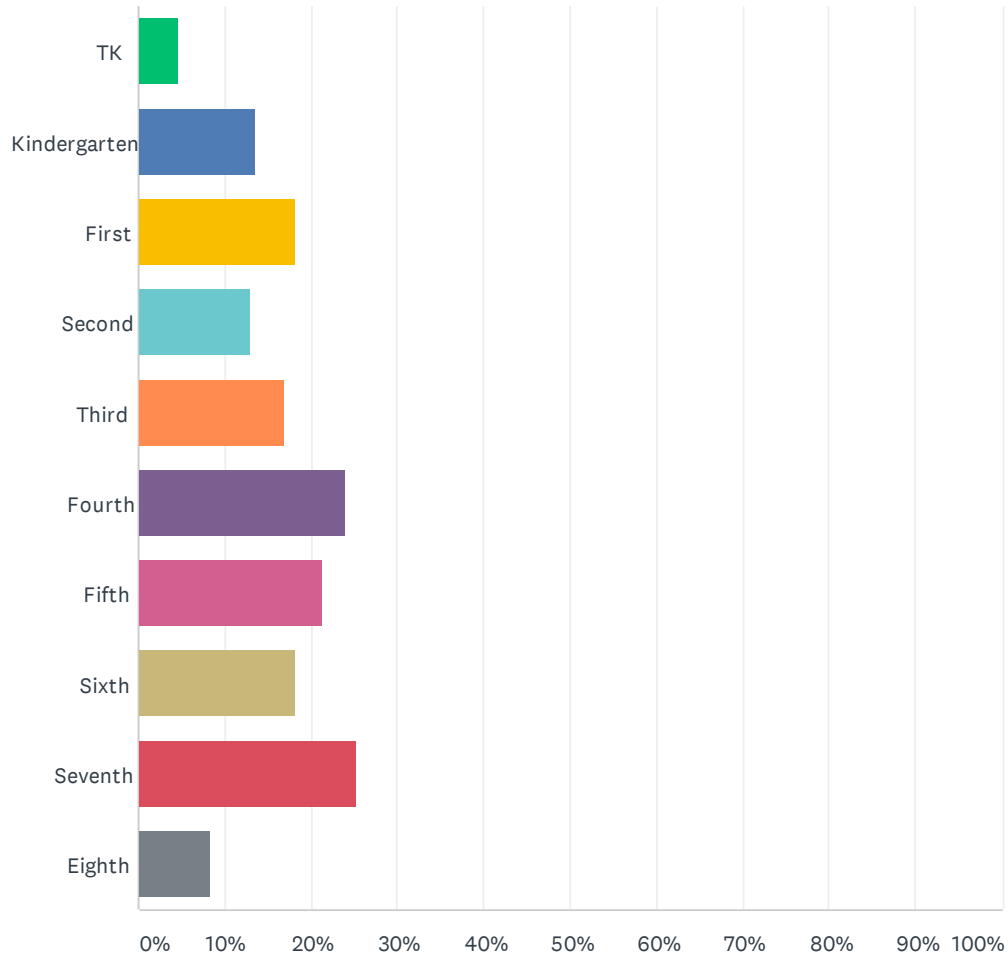
Answered: 157   Skipped: 9



ANSWER CHOICES	RESPONSES	
1	45.86%	72
2	40.13%	63
3	14.65%	23
4	0.00%	0
5	0.00%	0
Total Respondents: 157		

## Q4 In which grade (s) is/are your child(ren)?

Answered: 154 Skipped: 12

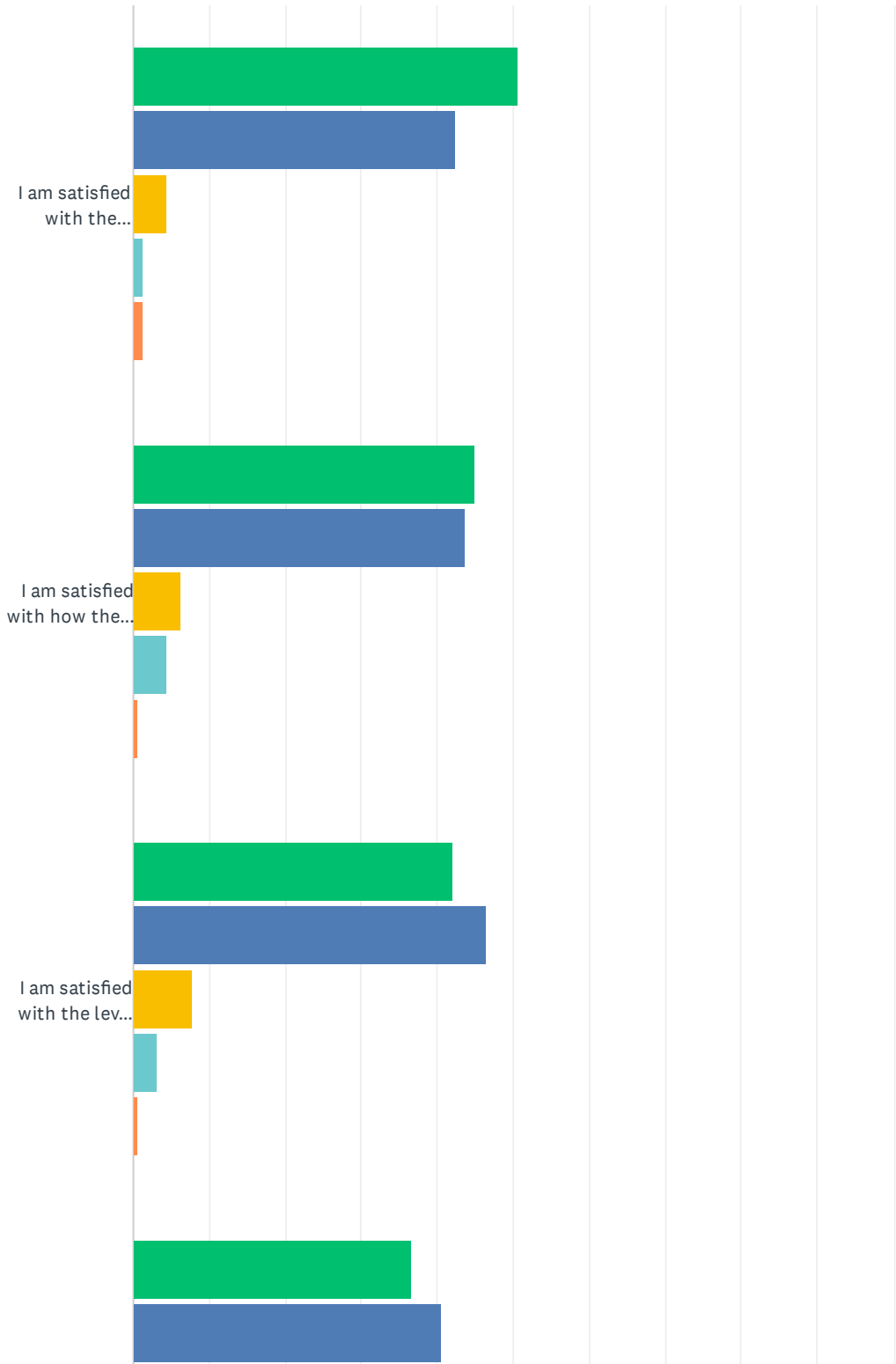


ANSWER CHOICES	RESPONSES	
TK	4.55%	7
Kindergarten	13.64%	21
First	18.18%	28
Second	12.99%	20
Third	16.88%	26
Fourth	24.03%	37
Fifth	21.43%	33
Sixth	18.18%	28
Seventh	25.32%	39
Eighth	8.44%	13
Total Respondents: 154		

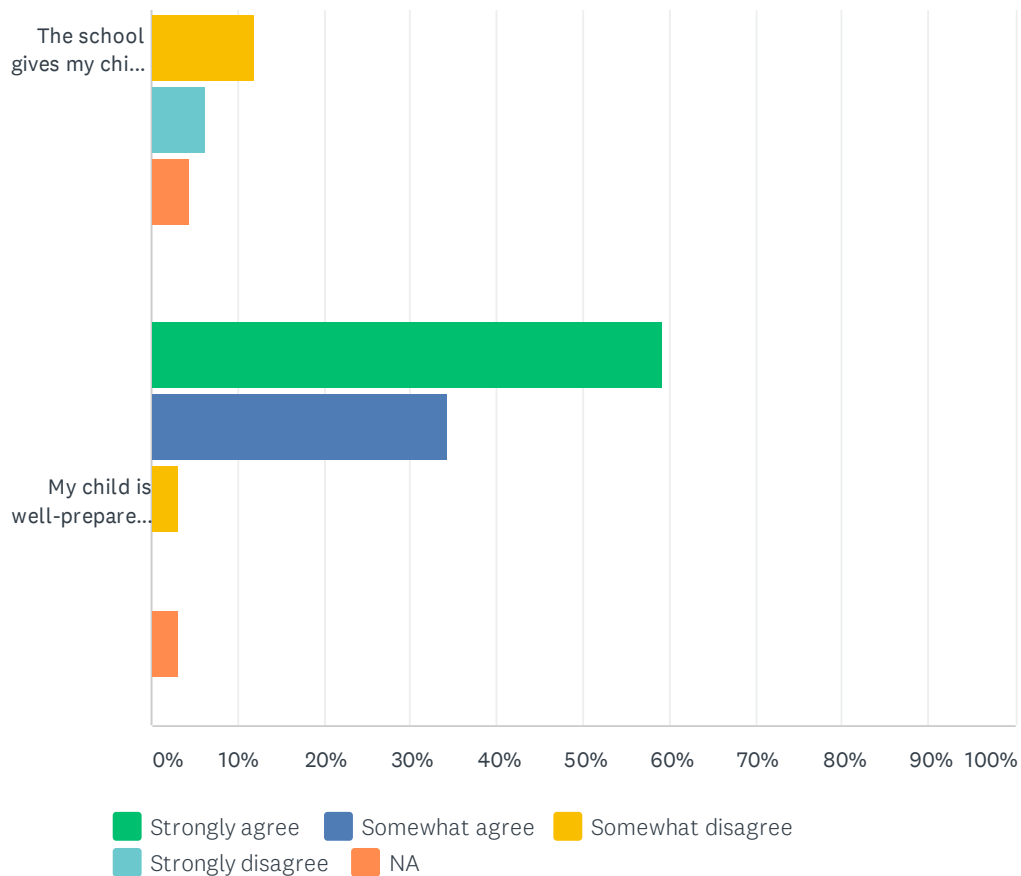
Q5 Keeping in mind the experiences of all your children at Woodside School, please rate your overall level of satisfaction in the following areas. Please use the comment box to provide specific feedback if your experiences differ between children.

Academics

Answered: 158    Skipped: 8



# 2019-2020 Parent Survey WESD



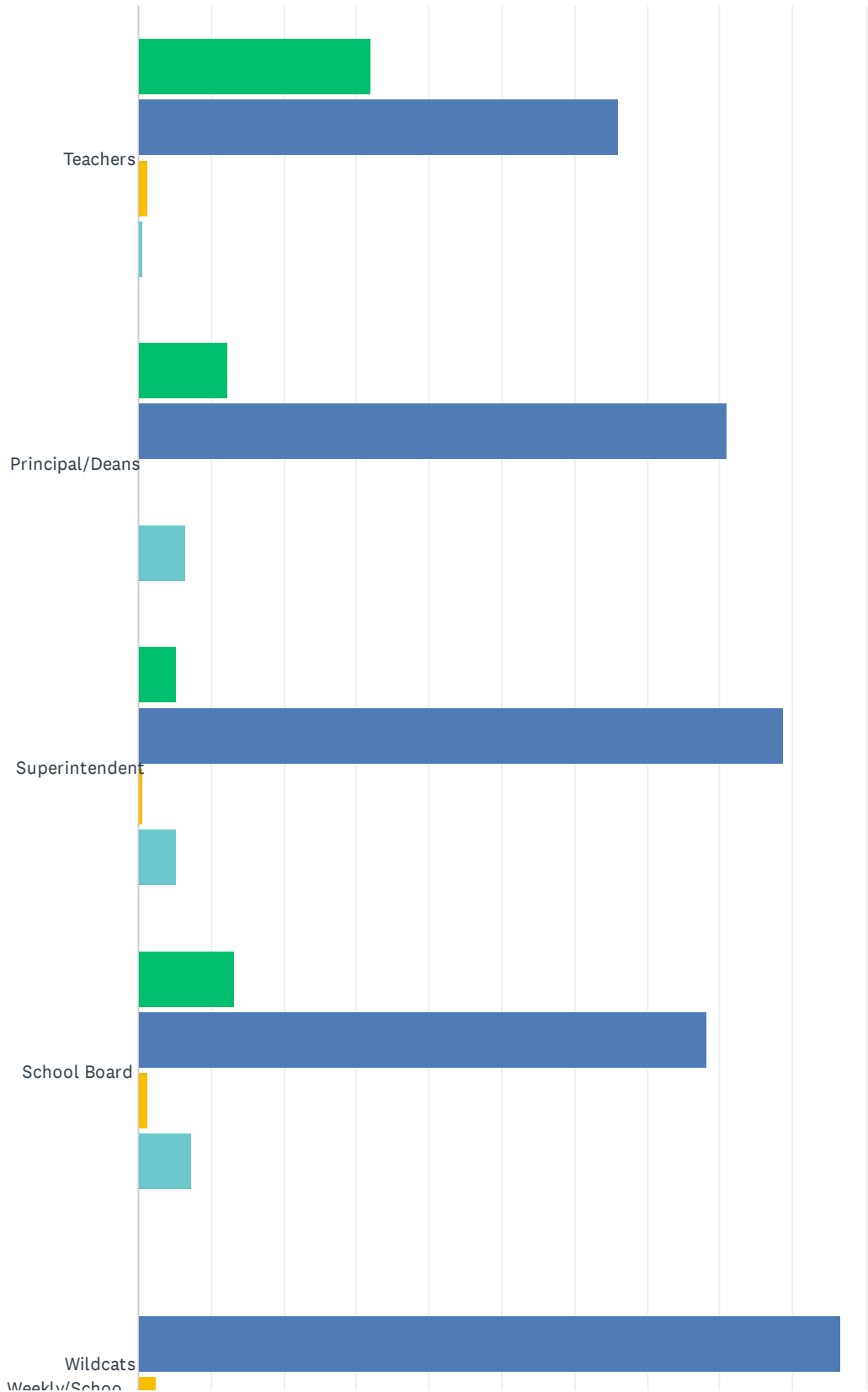
	STRONGLY AGREE	SOMEWHAT AGREE	SOMEWHAT DISAGREE	STRONGLY DISAGREE	NA	TOTAL	WEIGHTED AVERAGE
I am satisfied with the academic progress of my child.	50.63% 80	42.41% 67	4.43% 7	1.27% 2	1.27% 2	158	1.60
I am satisfied with how the school is meeting individual student needs.	44.94% 71	43.67% 69	6.33% 10	4.43% 7	0.63% 1	158	1.72
I am satisfied with the level of challenge in the curriculum.	42.04% 66	46.50% 73	7.64% 12	3.18% 5	0.64% 1	157	1.74
The school gives my child meaningful homework that helps him/her learn.	36.71% 58	40.51% 64	12.03% 19	6.33% 10	4.43% 7	158	2.01
My child is well-prepared for the next grade level.	59.24% 93	34.39% 54	3.18% 5	0.00% 0	3.18% 5	157	1.54

Q6 Are there any areas of education in which you think our teachers would benefit from more professional development?

Answered: 51 Skipped: 115

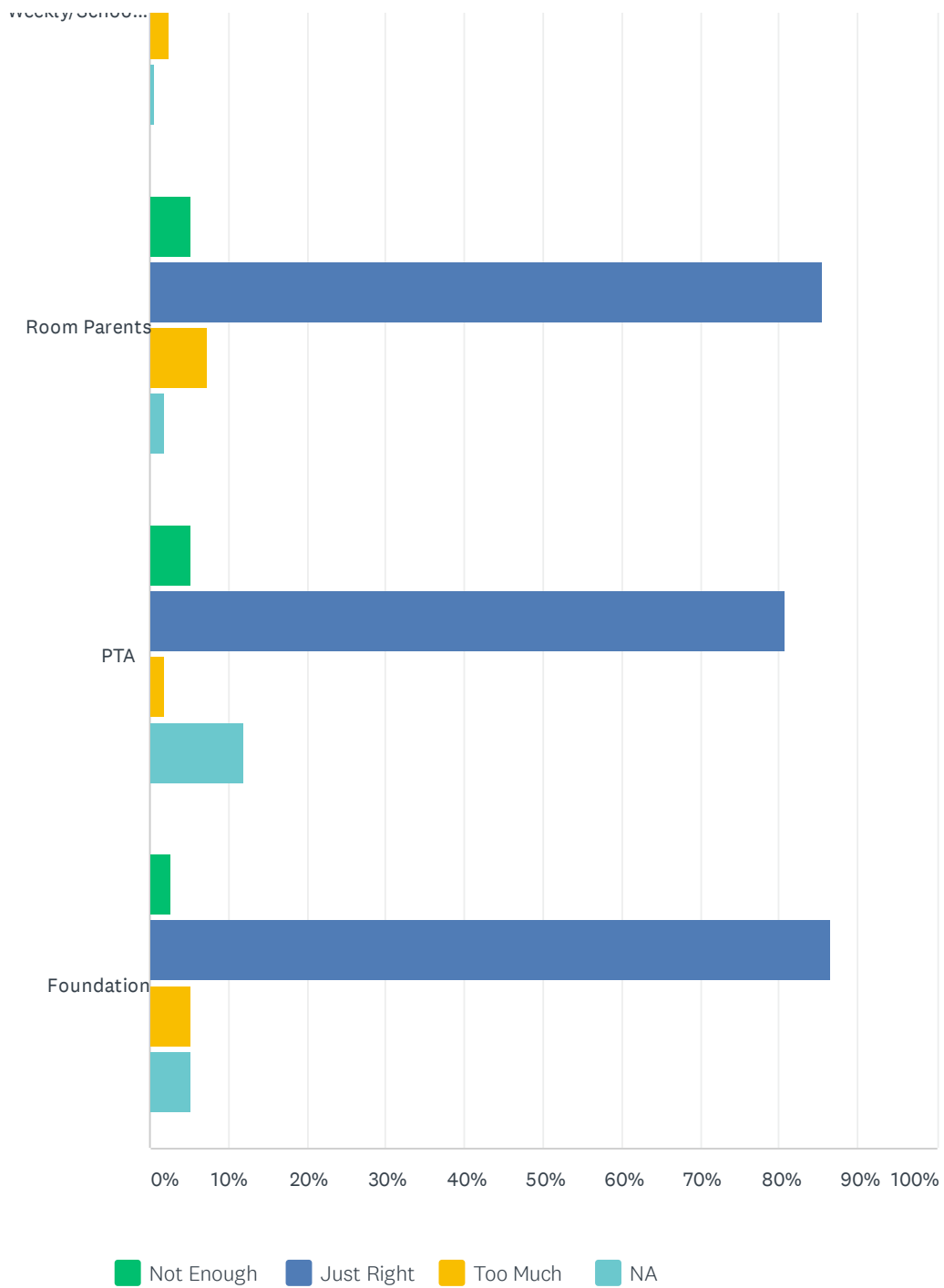
Q7 CommunicationsHow do you feel about the quantity of communications from the following:

Answered: 153 Skipped: 13





# 2019-2020 Parent Survey WESD

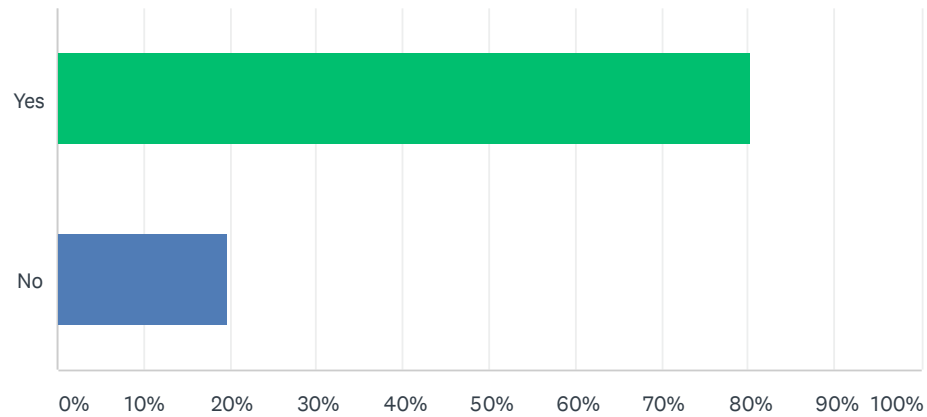


# 2019-2020 Parent Survey WESD

	NOT ENOUGH	JUST RIGHT	TOO MUCH	NA	TOTAL	WEIGHTED AVERAGE
Teachers	32.03% 49	66.01% 101	1.31% 2	0.65% 1	153	1.71
Principal/Deans	12.42% 19	81.05% 124	0.00% 0	6.54% 10	153	2.07
Superintendent	5.30% 8	88.74% 134	0.66% 1	5.30% 8	151	2.11
School Board	13.16% 20	78.29% 119	1.32% 2	7.24% 11	152	2.10
Wildcats Weekly/School General	0.00% 0	96.73% 148	2.61% 4	0.65% 1	153	2.05
Room Parents	5.26% 8	85.53% 130	7.24% 11	1.97% 3	152	2.08
PTA	5.30% 8	80.79% 122	1.99% 3	11.92% 18	151	2.32
Foundation	2.67% 4	86.67% 130	5.33% 8	5.33% 8	150	2.19

Q8 WES is considering providing an online School Directory (instead of a printed directory) that would be private and password-protected for parents only. Would you be interested in this?

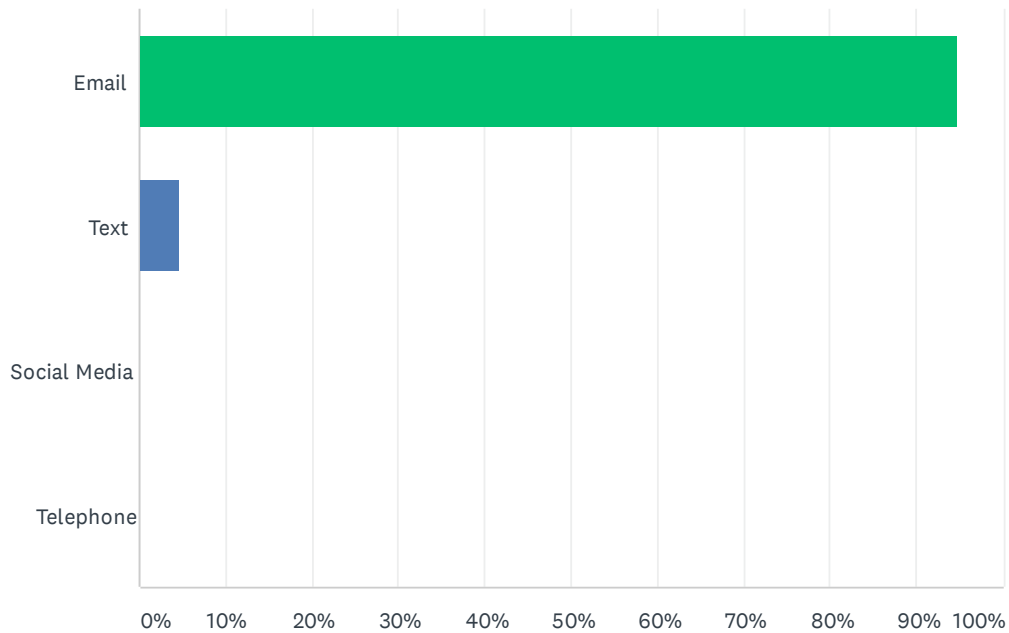
Answered: 153 Skipped: 13



ANSWER CHOICES	RESPONSES	
Yes	80.39%	123
No	19.61%	30
TOTAL		153

## Q9 What is your preferred method of communication for school-related information?

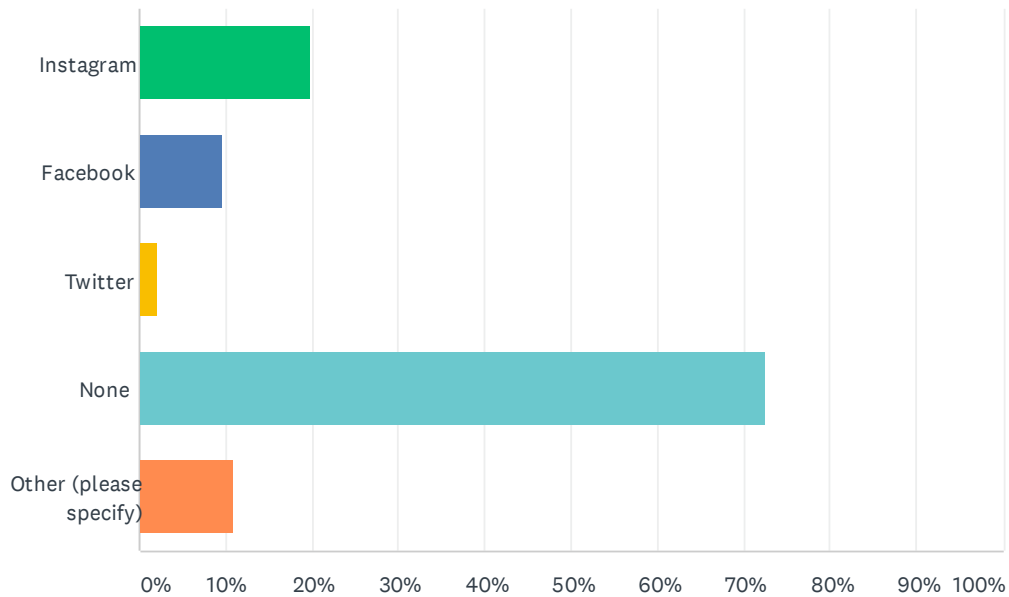
Answered: 153 Skipped: 13



ANSWER CHOICES	RESPONSES	
Email	94.77%	145
Text	4.58%	7
Social Media	0.00%	0
Telephone	0.00%	0
TOTAL		153

## Q10 On which social media platforms would you like to see school-related information?

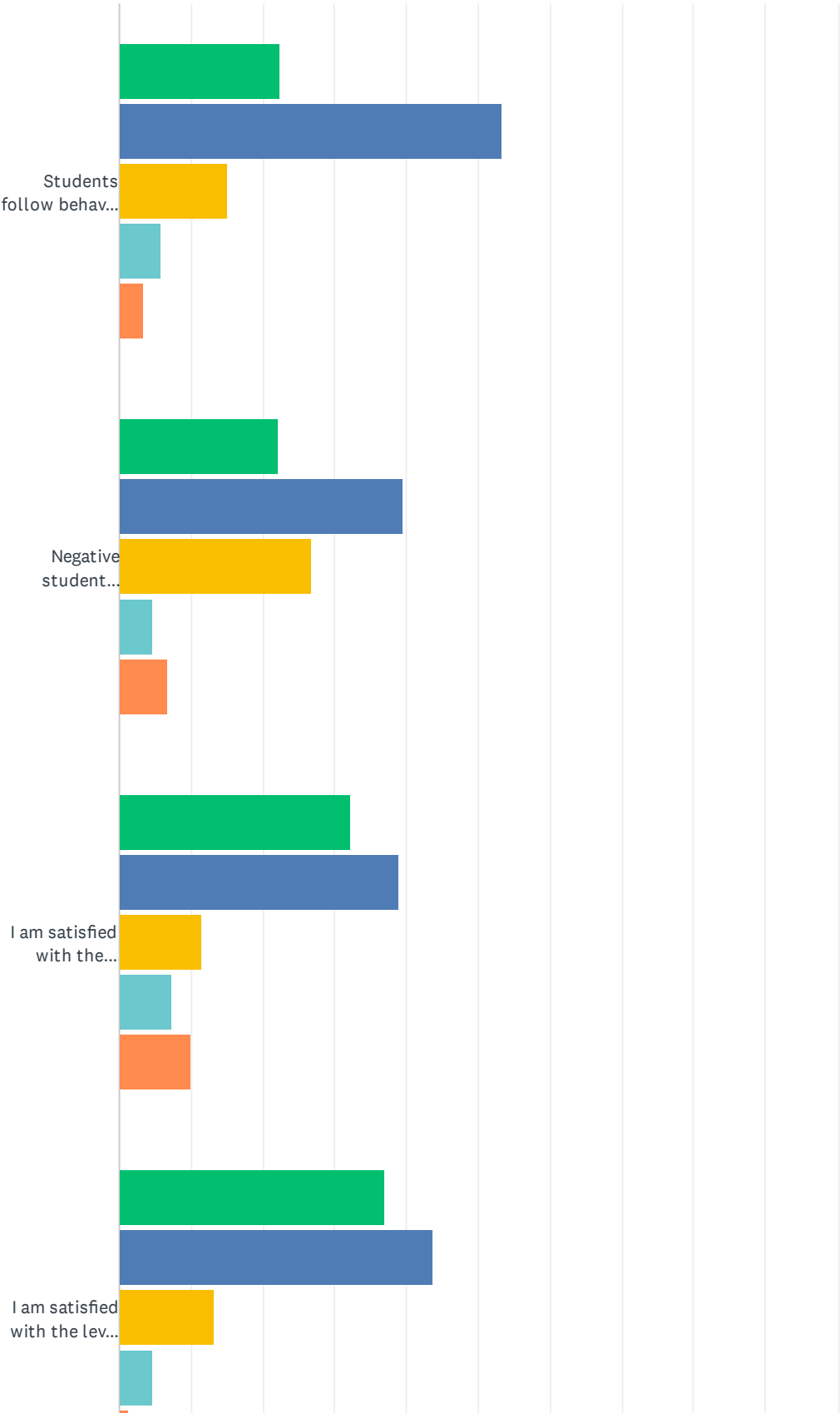
Answered: 146 Skipped: 20



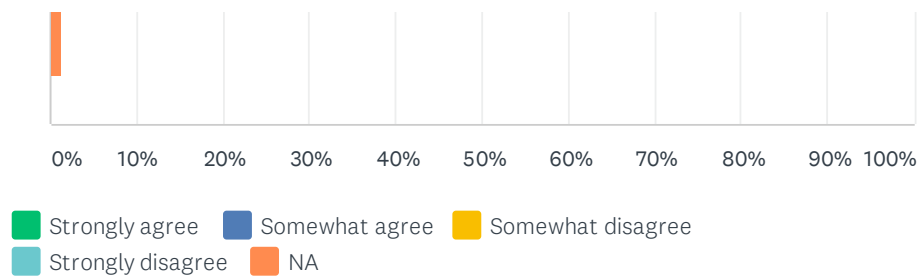
ANSWER CHOICES	RESPONSES	
Instagram	19.86%	29
Facebook	9.59%	14
Twitter	2.05%	3
None	72.60%	106
Other (please specify)	10.96%	16
Total Respondents: 146		

Q11 School Environment

Answered: 152    Skipped: 14



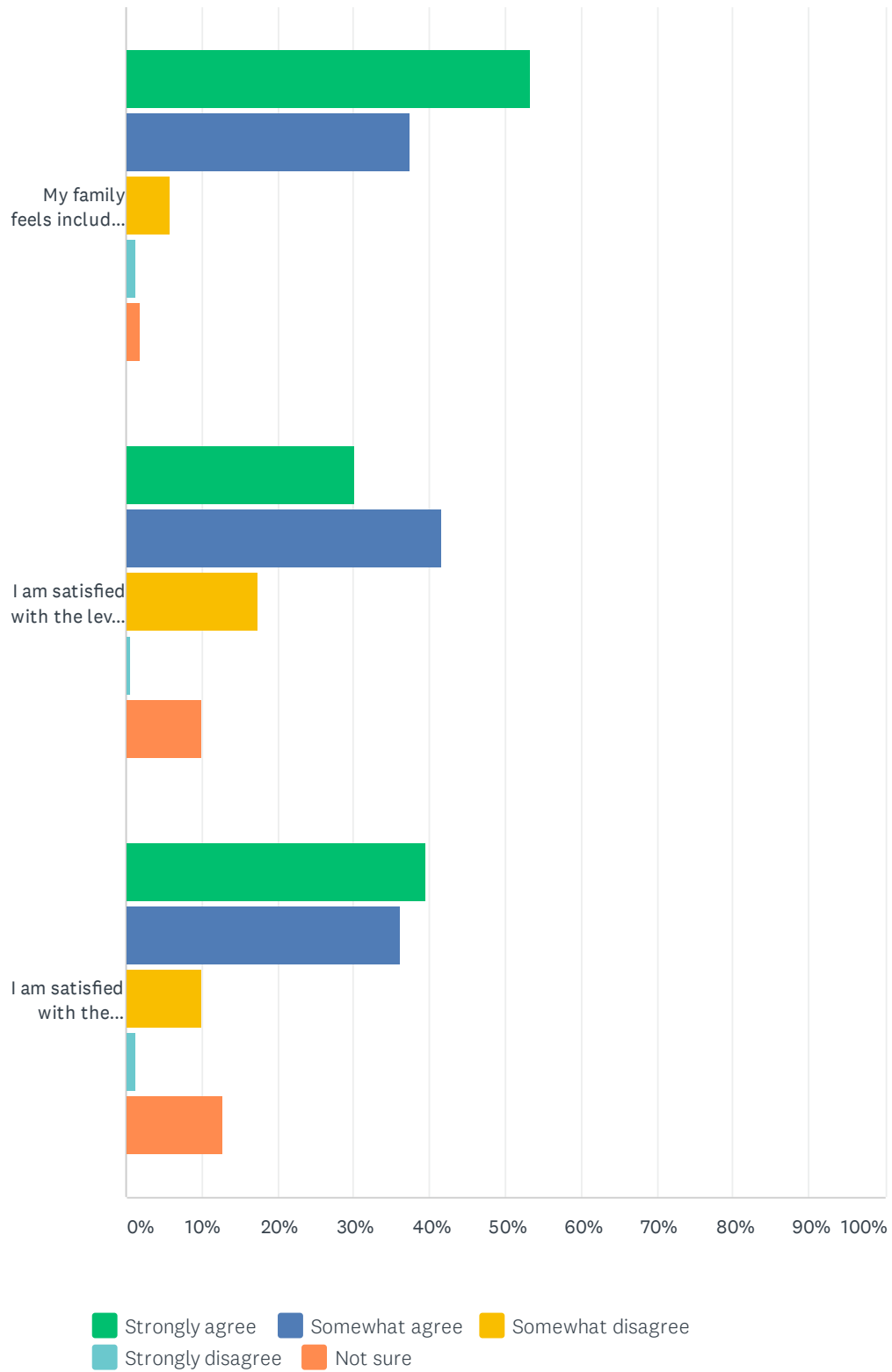
## 2019-2020 Parent Survey WESD



	STRONGLY AGREE	SOMEWHAT AGREE	SOMEWHAT DISAGREE	STRONGLY DISAGREE	NA	TOTAL
Students follow behavior expectations on the playground.	22.37% 34	53.29% 81	15.13% 23	5.92% 9	3.29% 5	152
Negative student behaviors are properly addressed.	22.15% 33	39.60% 59	26.85% 40	4.70% 7	6.71% 10	149
I am satisfied with the student support during recess and lunch on the playground (buddy bench, peer leader program, and lunch clubs facilitated by school counselor).	32.21% 48	38.93% 58	11.41% 17	7.38% 11	10.07% 15	149
I am satisfied with the level of camaraderie and cohesiveness in my child's grade level.	37.09% 56	43.71% 66	13.25% 20	4.64% 7	1.32% 2	151

## Q12 School Community

Answered: 152 Skipped: 14



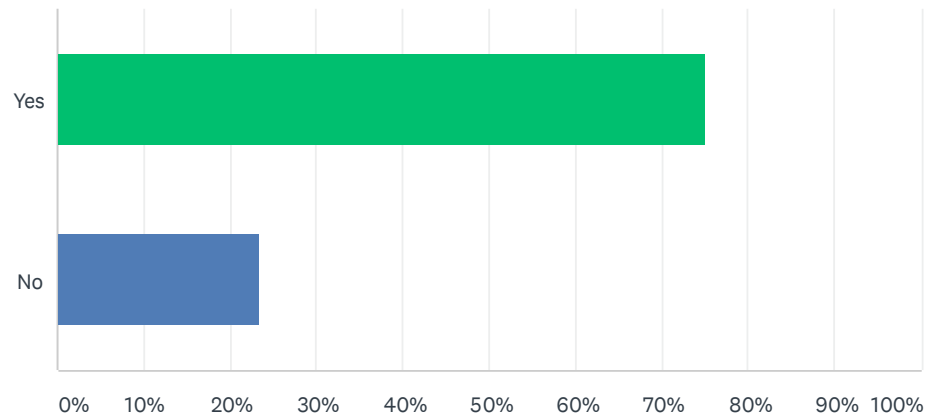


# 2019-2020 Parent Survey WESD

	STRONGLY AGREE	SOMEWHAT AGREE	SOMEWHAT DISAGREE	STRONGLY DISAGREE	NOT SURE	TOTAL	WEIGHTED AVERAGE
My family feels included in the school community.	53.29% 81	37.50% 57	5.92% 9	1.32% 2	1.97% 3	152	1.61
I am satisfied with the level of diversity of background and experience included in the curriculum.	30.20% 45	41.61% 62	17.45% 26	0.67% 1	10.07% 15	149	2.19
I am satisfied with the support systems (i.e. buddy families, Woodside Inclusion and Diversity Committee) for new and existing families.	39.60% 59	36.24% 54	10.07% 15	1.34% 2	12.75% 19	149	2.11

## Q13 Did you like the new format of combining Back to School Night with parent socials?

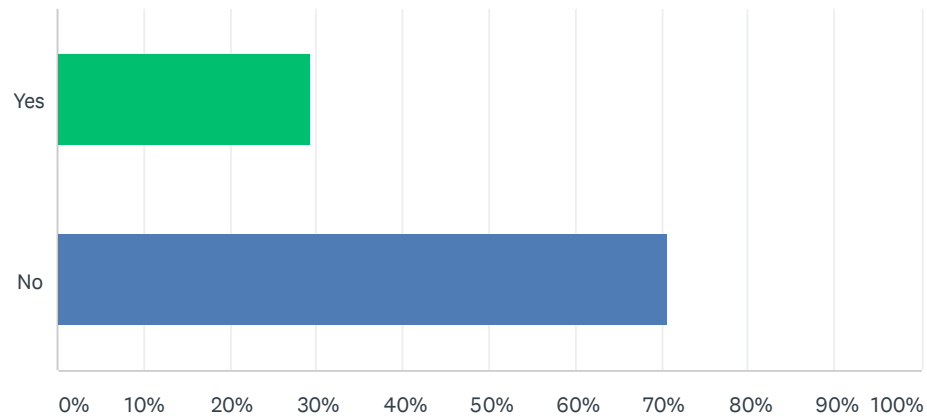
Answered: 145 Skipped: 21



ANSWER CHOICES	RESPONSES	
Yes	75.17%	109
No	23.45%	34
TOTAL		145

## Q14 Do you feel your student(s) need more education around getting to school safely?

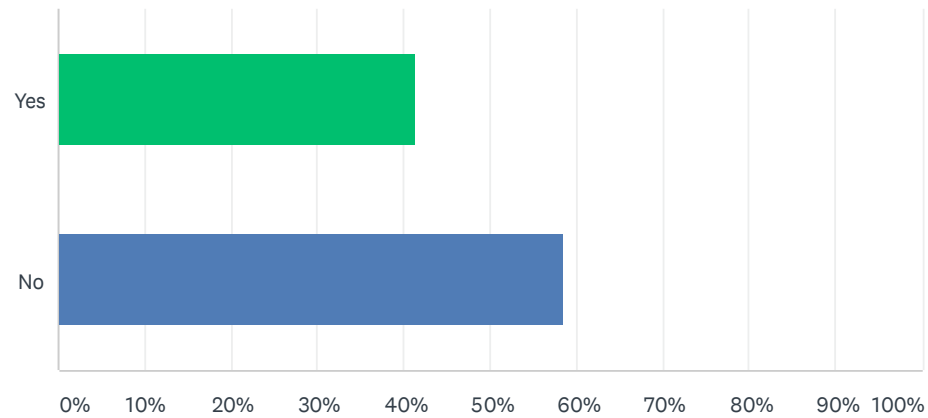
Answered: 150 Skipped: 16



ANSWER CHOICES	RESPONSES	
Yes	29.33%	44
No	70.67%	106
TOTAL		150

## Q15 Parent Education Have you attended a Parent Ed event this school year?

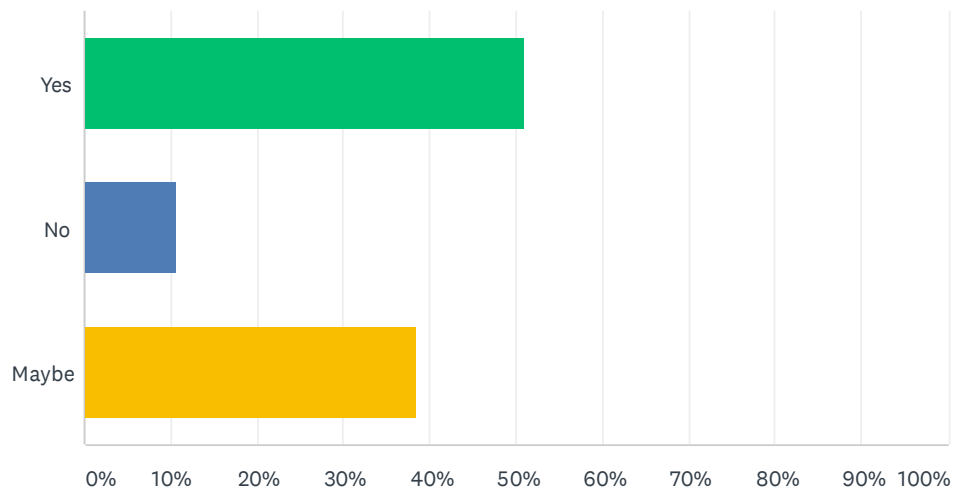
Answered: 150 Skipped: 16



ANSWER CHOICES	RESPONSES	
Yes	41.33%	62
No	58.67%	88
TOTAL		150

## Q16 Would you attend more Parent Ed events if more were held on campus at WES?

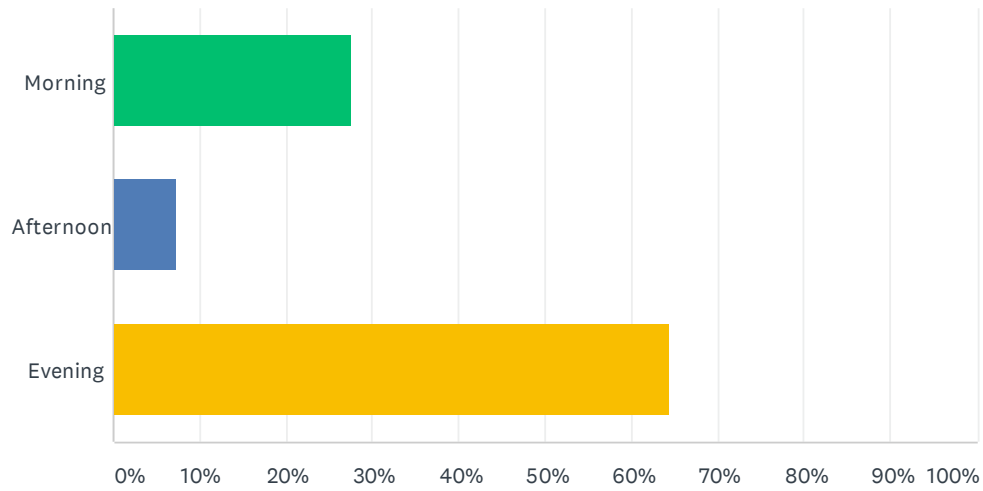
Answered: 151 Skipped: 15



ANSWER CHOICES	RESPONSES	
Yes	50.99%	77
No	10.60%	16
Maybe	38.41%	58
TOTAL		151

## Q17 At what time of day are you most likely to attend at Parent Ed event?

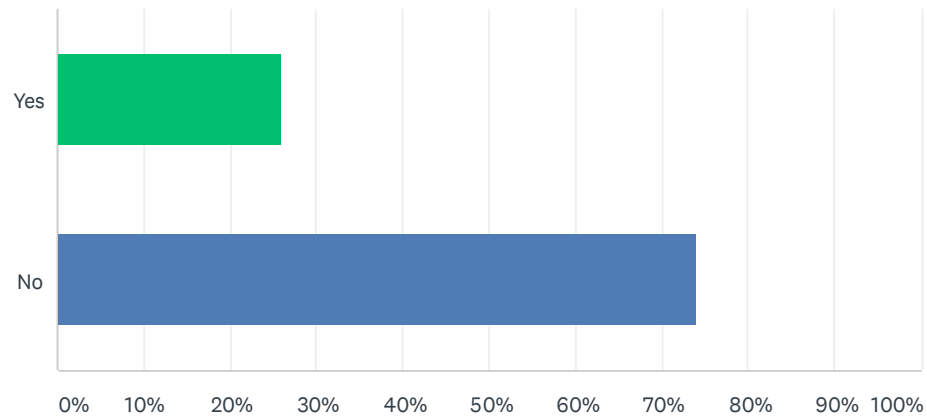
Answered: 149 Skipped: 17



ANSWER CHOICES	RESPONSES	
Morning	27.52%	41
Afternoon	7.38%	11
Evening	64.43%	96
TOTAL		149

## Q18 Does your child have a 504 Plan or an Individualized Education Plan (IEP)?

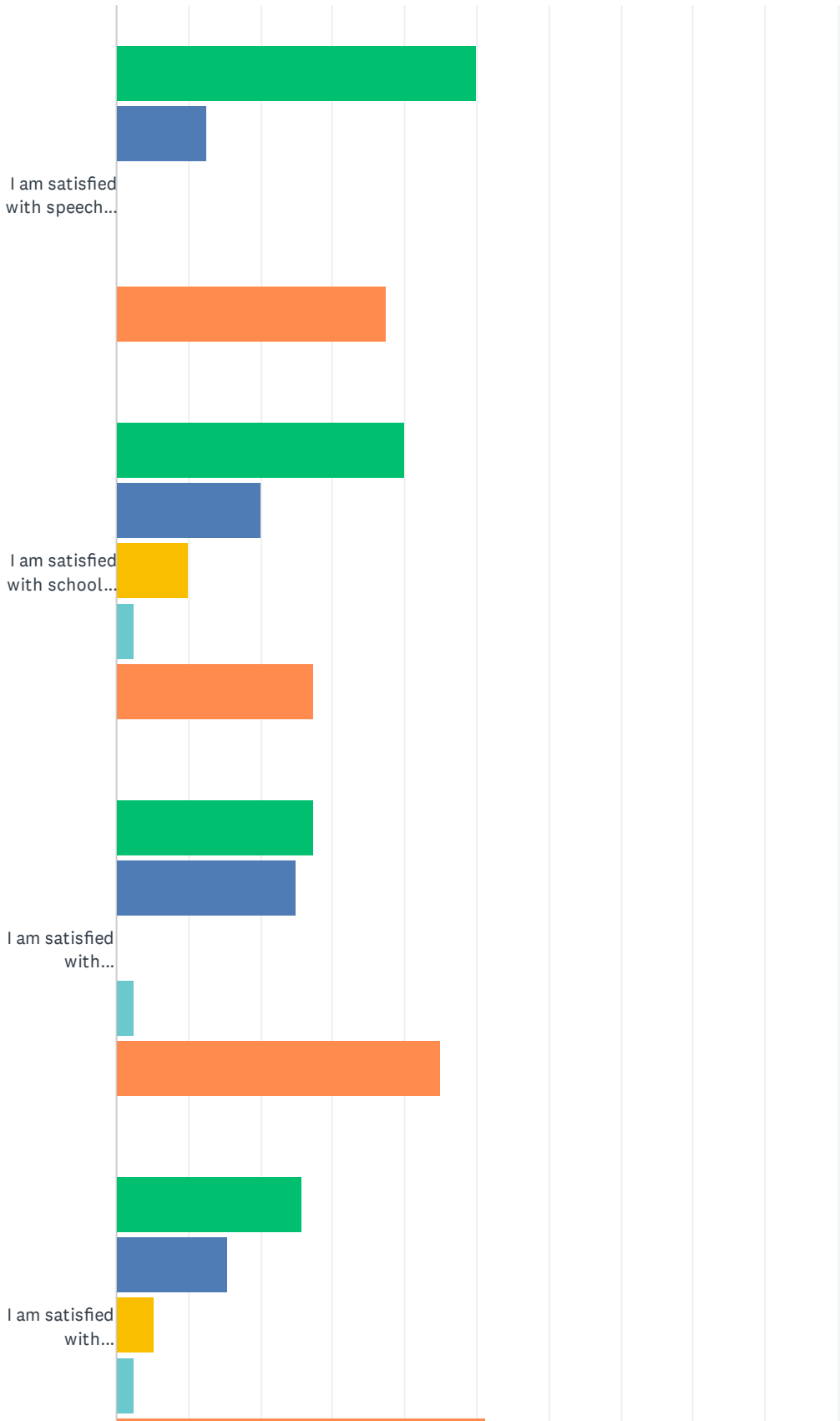
Answered: 158 Skipped: 8



ANSWER CHOICES	RESPONSES	
Yes	25.95%	41
No	74.05%	117
TOTAL		158

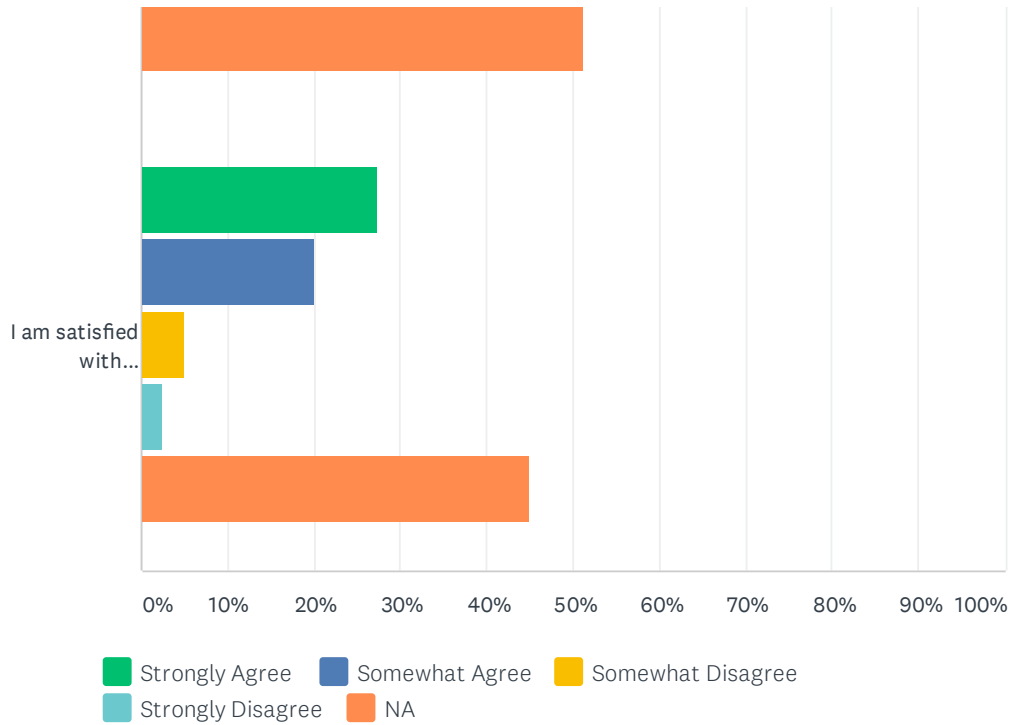
Q19 Please provide input regarding the support services provided.

Answered: 40    Skipped: 126





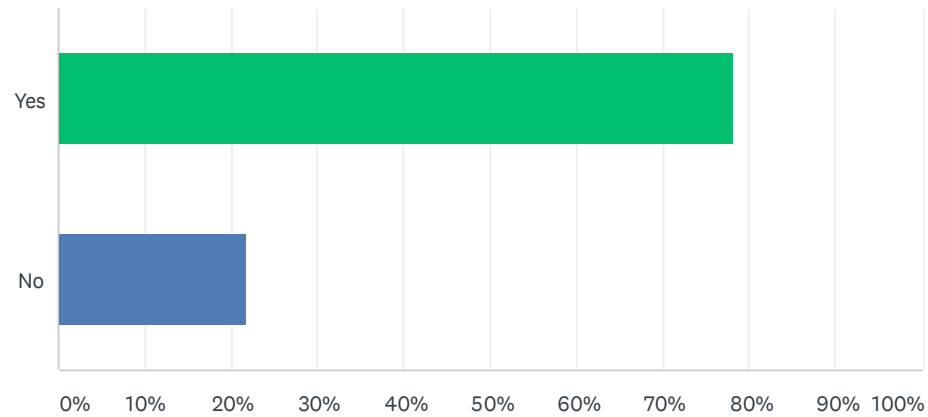
# 2019-2020 Parent Survey WESD



	STRONGLY AGREE	SOMEWHAT AGREE	SOMEWHAT DISAGREE	STRONGLY DISAGREE	NA	TOTAL	WEIGHTED AVERAGE
I am satisfied with speech services.	50.00% 20	12.50% 5	0.00% 0	0.00% 0	37.50% 15	40	2.63
I am satisfied with school counseling services.	40.00% 16	20.00% 8	10.00% 4	2.50% 1	27.50% 11	40	2.58
I am satisfied with specialized academic services offered in the Resource Center.	27.50% 11	25.00% 10	0.00% 0	2.50% 1	45.00% 18	40	3.13
I am satisfied with para-educator support.	25.64% 10	15.38% 6	5.13% 2	2.56% 1	51.28% 20	39	3.38
I am satisfied with behavior/occupational therapy and other specialized services.	27.50% 11	20.00% 8	5.00% 2	2.50% 1	45.00% 18	40	3.17

## Q20 Do you have an Elementary School student?

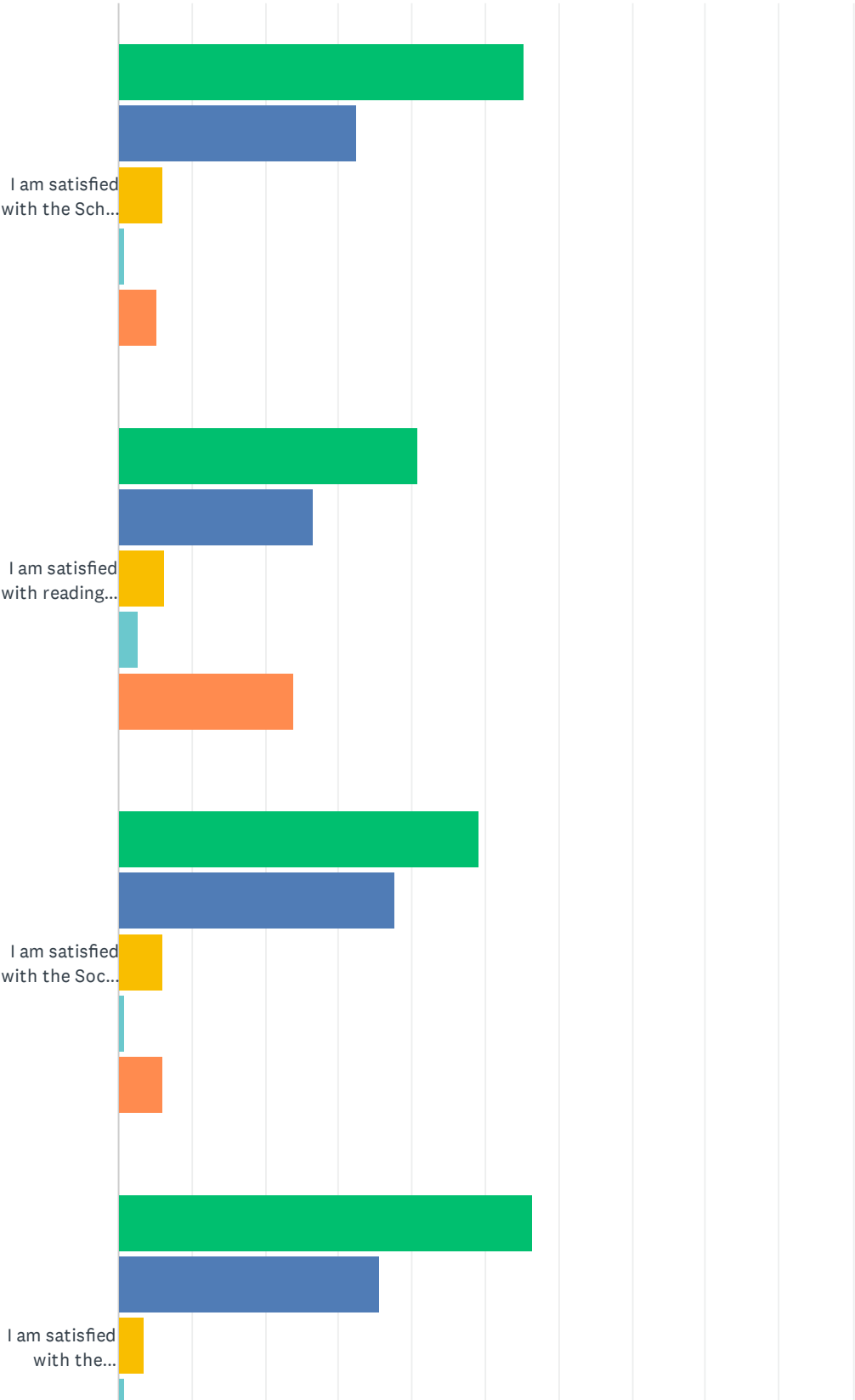
Answered: 157 Skipped: 9

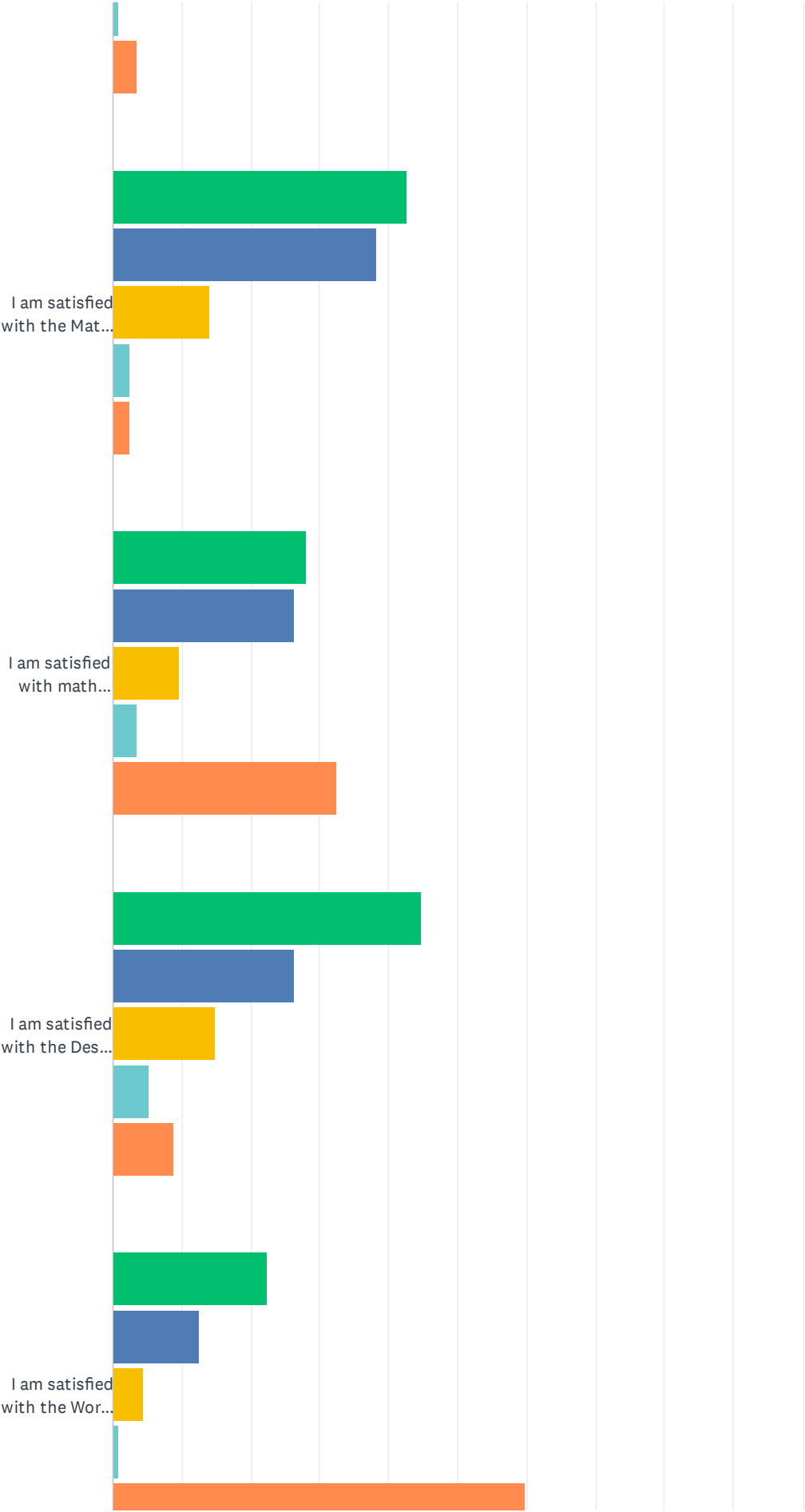


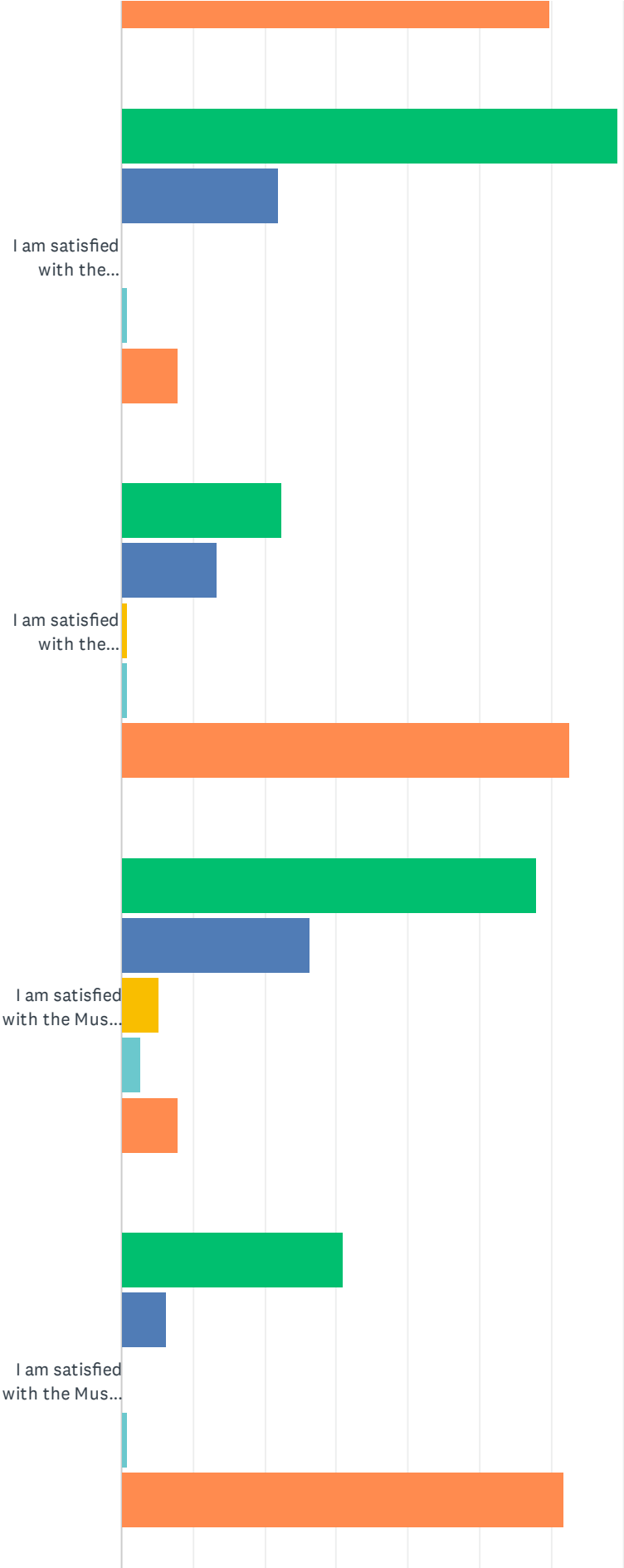
ANSWER CHOICES	RESPONSES	
Yes	78.34%	123
No	21.66%	34
TOTAL		157

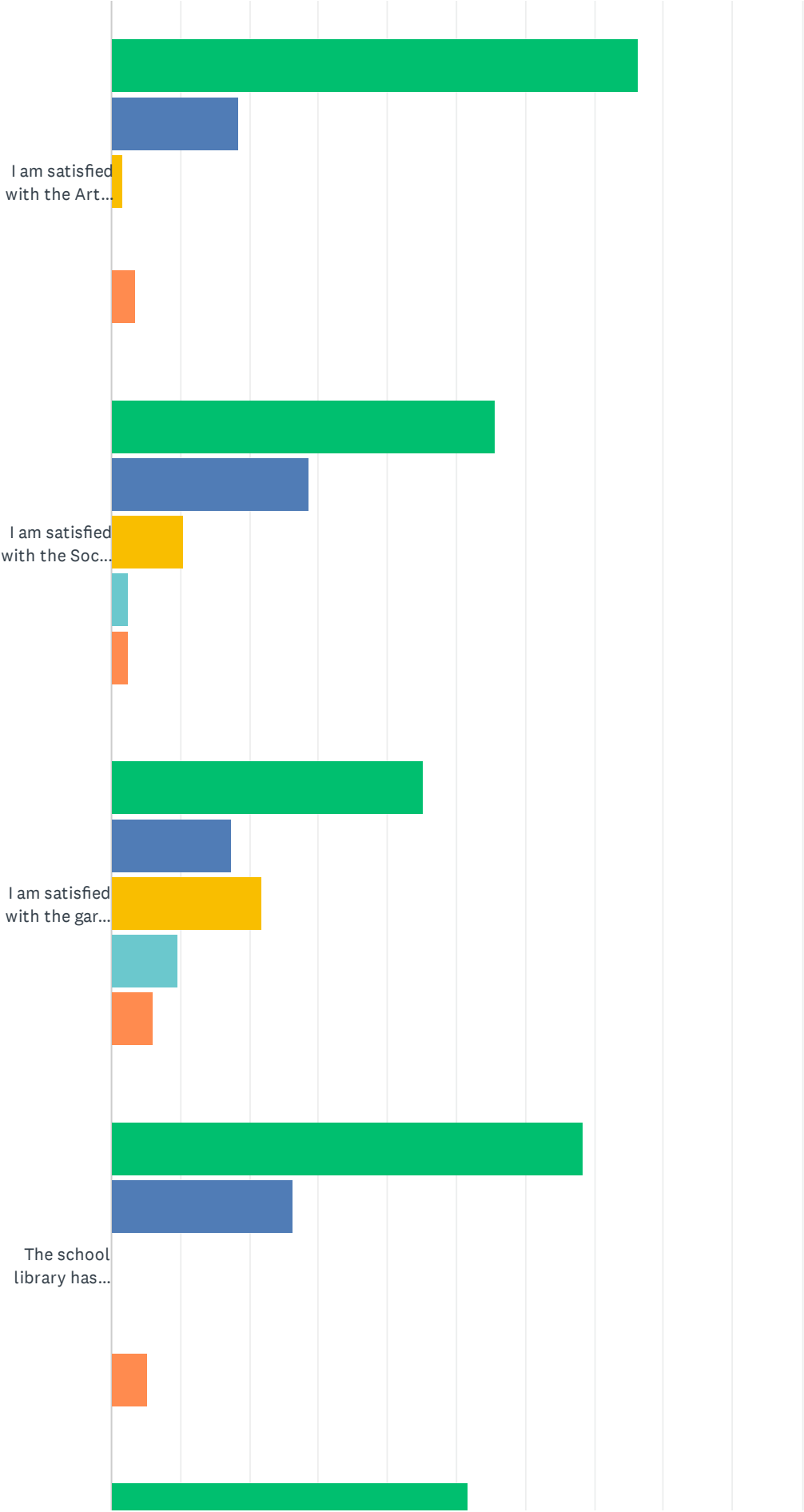
Q21 For your elementary school student(s), please rate your level of satisfaction with the individual academic disciplines and curricula:

Answered: 115   Skipped: 51

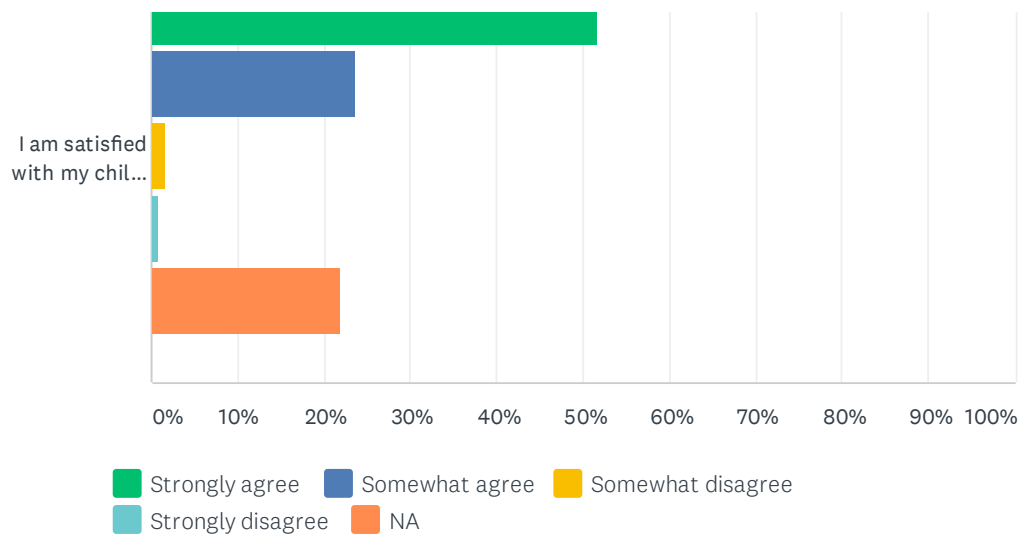








## 2019-2020 Parent Survey WESD



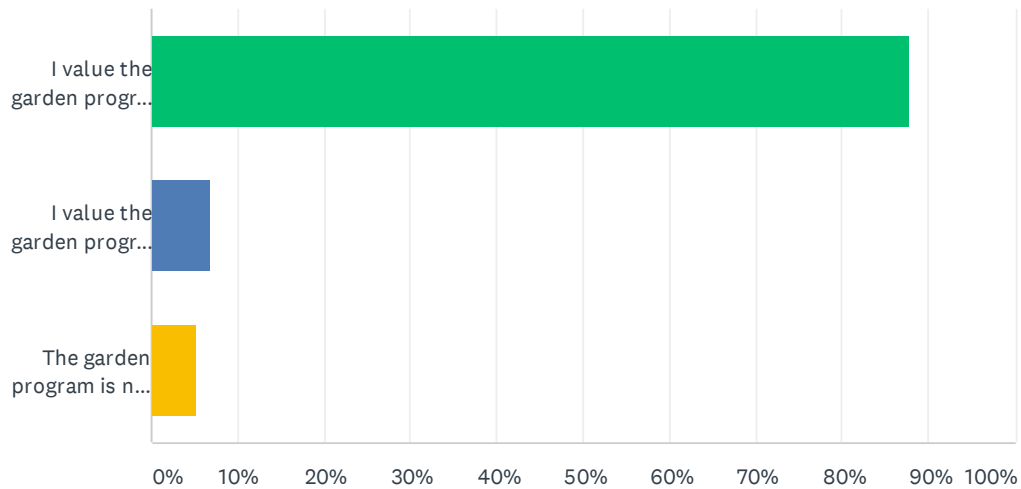
## 2019-2020 Parent Survey WESD

	STRONGLY AGREE	SOMEWHAT AGREE	SOMEWHAT DISAGREE	STRONGLY DISAGREE	NA	TOTAL	WEIGHTED AVERAGE
I am satisfied with the School English Language Arts program and Reader's and Writer's Workshop model.	55.26% 63	32.46% 37	6.14% 7	0.88% 1	5.26% 6	114	1.68
I am satisfied with reading support (pull out or push in).	40.71% 46	26.55% 30	6.19% 7	2.65% 3	23.89% 27	113	2.42
I am satisfied with the Social Studies program.	49.12% 56	37.72% 43	6.14% 7	0.88% 1	6.14% 7	114	1.77
I am satisfied with the Science program.	56.52% 65	35.65% 41	3.48% 4	0.87% 1	3.48% 4	115	1.59
I am satisfied with the Math program.	42.61% 49	38.26% 44	13.91% 16	2.61% 3	2.61% 3	115	1.84
I am satisfied with math support (pull out or push in).	28.07% 32	26.32% 30	9.65% 11	3.51% 4	32.46% 37	114	2.86
I am satisfied with the Design Thinking program.	44.74% 51	26.32% 30	14.91% 17	5.26% 6	8.77% 10	114	2.07
I am satisfied with the World Languages program (5th grade).	22.32% 25	12.50% 14	4.46% 5	0.89% 1	59.82% 67	112	3.63
I am satisfied with the Physical Education program (TK-4th).	69.30% 79	21.93% 25	0.00% 0	0.88% 1	7.89% 9	114	1.56
I am satisfied with the Physical Education program (5th).	22.32% 25	13.39% 15	0.89% 1	0.89% 1	62.50% 70	112	3.68
I am satisfied with the Music program (TK-4th).	57.89% 66	26.32% 30	5.26% 6	2.63% 3	7.89% 9	114	1.76
I am satisfied with the Music program (5th).	30.91% 34	6.36% 7	0.00% 0	0.91% 1	61.82% 68	110	3.56
I am satisfied with the Art program.	76.32% 87	18.42% 21	1.75% 2	0.00% 0	3.51% 4	114	1.36
I am satisfied with the Social and Emotional Learning program.	55.65% 64	28.70% 33	10.43% 12	2.61% 3	2.61% 3	115	1.68
I am satisfied with the garden education program.	45.22% 52	17.39% 20	21.74% 25	9.57% 11	6.09% 7	115	2.14
The school library has adequate resources.	68.42% 78	26.32% 30	0.00% 0	0.00% 0	5.26% 6	114	1.47
I am satisfied with my child's dedicated laptop in class (2nd - 5th).	51.75% 59	23.68% 27	1.75% 2	0.88% 1	21.93% 25	114	2.18



**Q22 We are reevaluating all aspects of our garden program. Please choose the statement that best reflects your preference.**

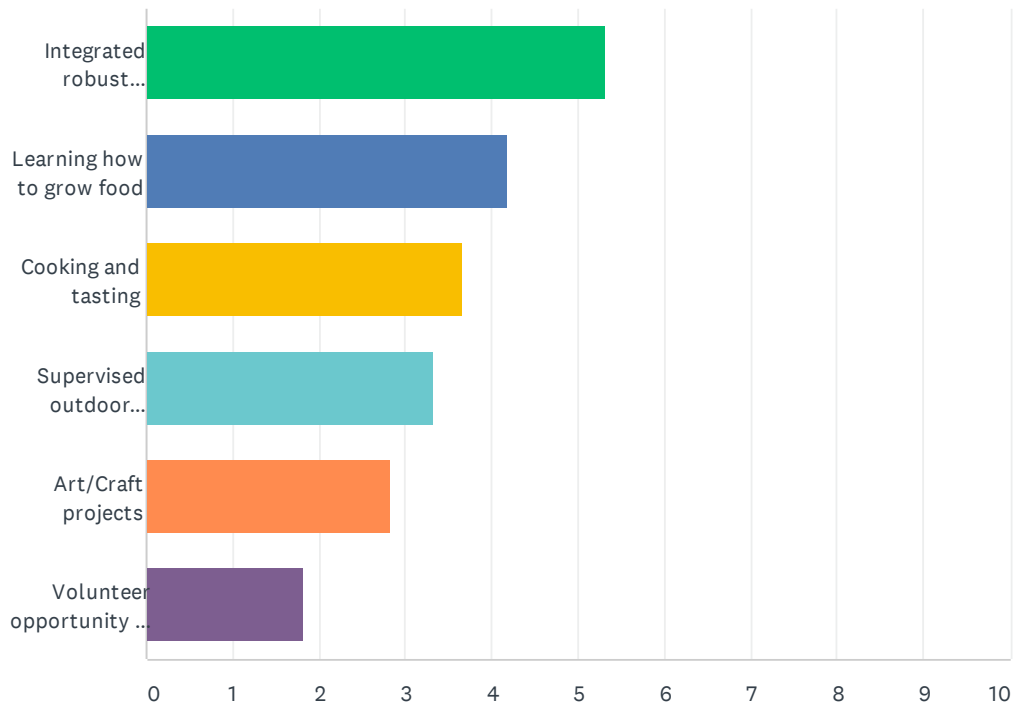
Answered: 115 Skipped: 51



ANSWER CHOICES		RESPONSES	
I value the garden program and want to see it continue as part of the school day.		87.83%	101
I value the garden program but would prefer to participate as an after-school activity.		6.96%	8
The garden program is not important to me.		5.22%	6
TOTAL			115

## Q23 Please rank these aspects of the garden by order of importance to your family.

Answered: 114 Skipped: 52



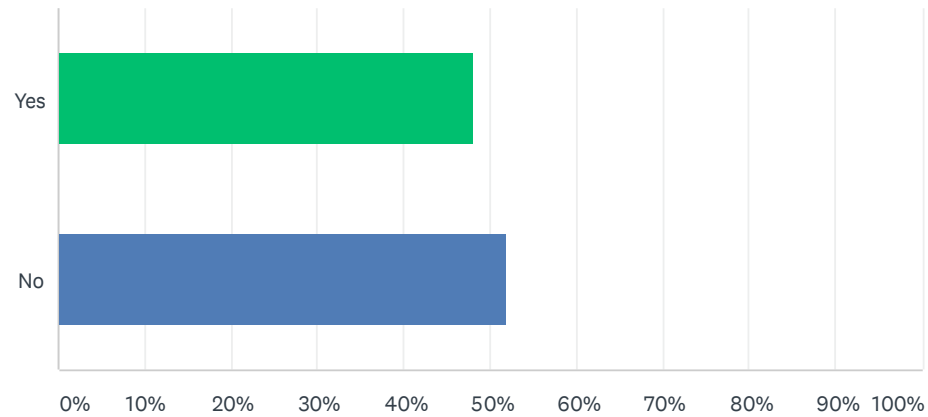
	1	2	3	4	5	6	TOTAL	SCORE
Integrated robust science/garden curriculum	68.75% 77	13.39% 15	8.04% 9	3.57% 4	2.68% 3	3.57% 4	112	5.31
Learning how to grow food	8.85% 10	44.25% 50	22.12% 25	8.85% 10	12.39% 14	3.54% 4	113	4.18
Cooking and tasting	6.19% 7	18.58% 21	31.86% 36	29.20% 33	7.96% 9	6.19% 7	113	3.67
Supervised outdoor time/break in academic day	10.09% 11	19.27% 21	11.93% 13	22.02% 24	25.69% 28	11.01% 12	109	3.33
Art/Craft projects	4.63% 5	0.93% 1	23.15% 25	26.85% 29	32.41% 35	12.04% 13	108	2.82
Volunteer opportunity for parents	3.64% 4	4.55% 5	3.64% 4	8.18% 9	18.18% 20	61.82% 68	110	1.82

**Q24 If applicable, please provide specific details and any comments or suggestions you may have about the Elementary School experience.**

Answered: 26   Skipped: 140

## Q25 Do you have a Middle School student?

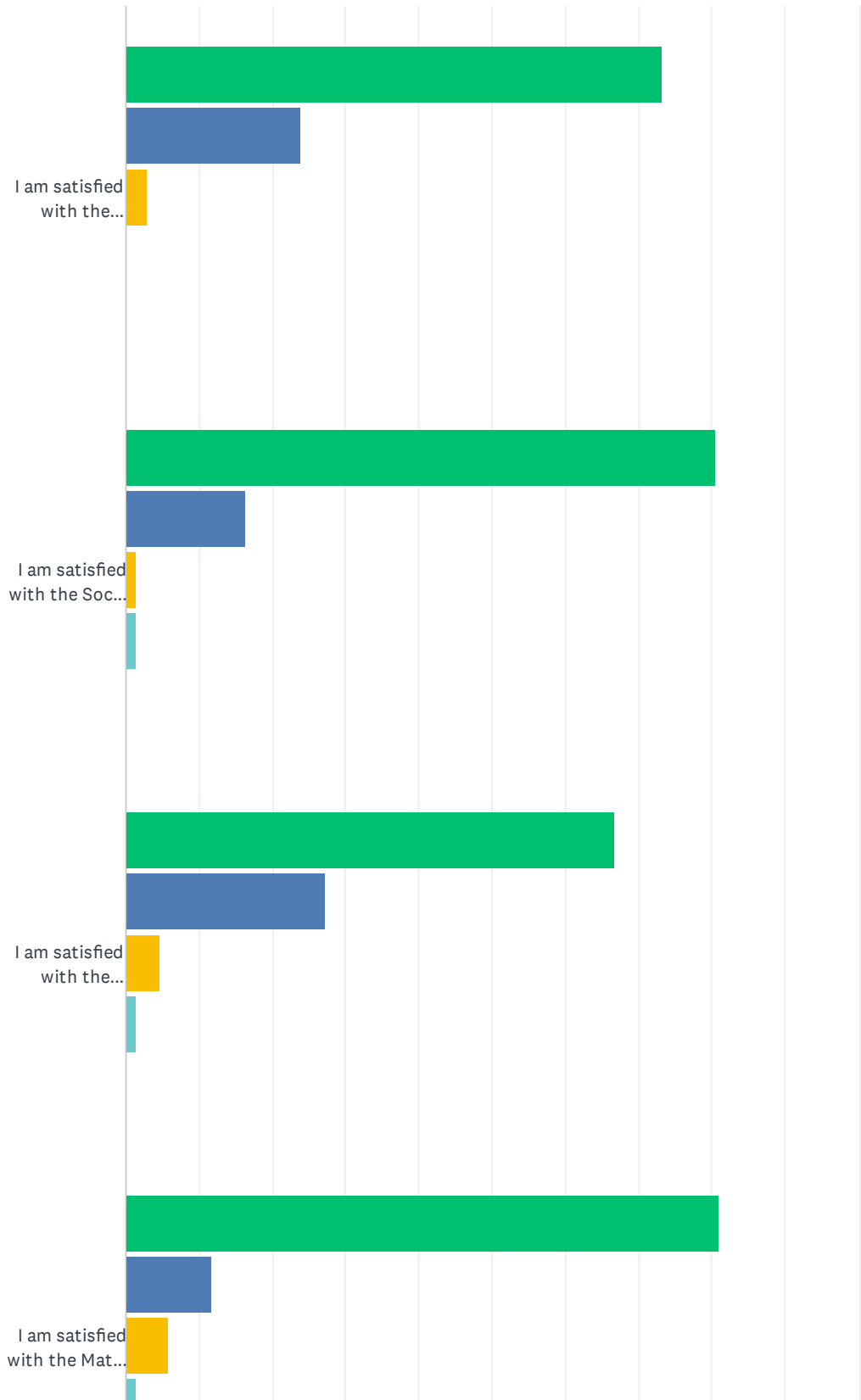
Answered: 152 Skipped: 14

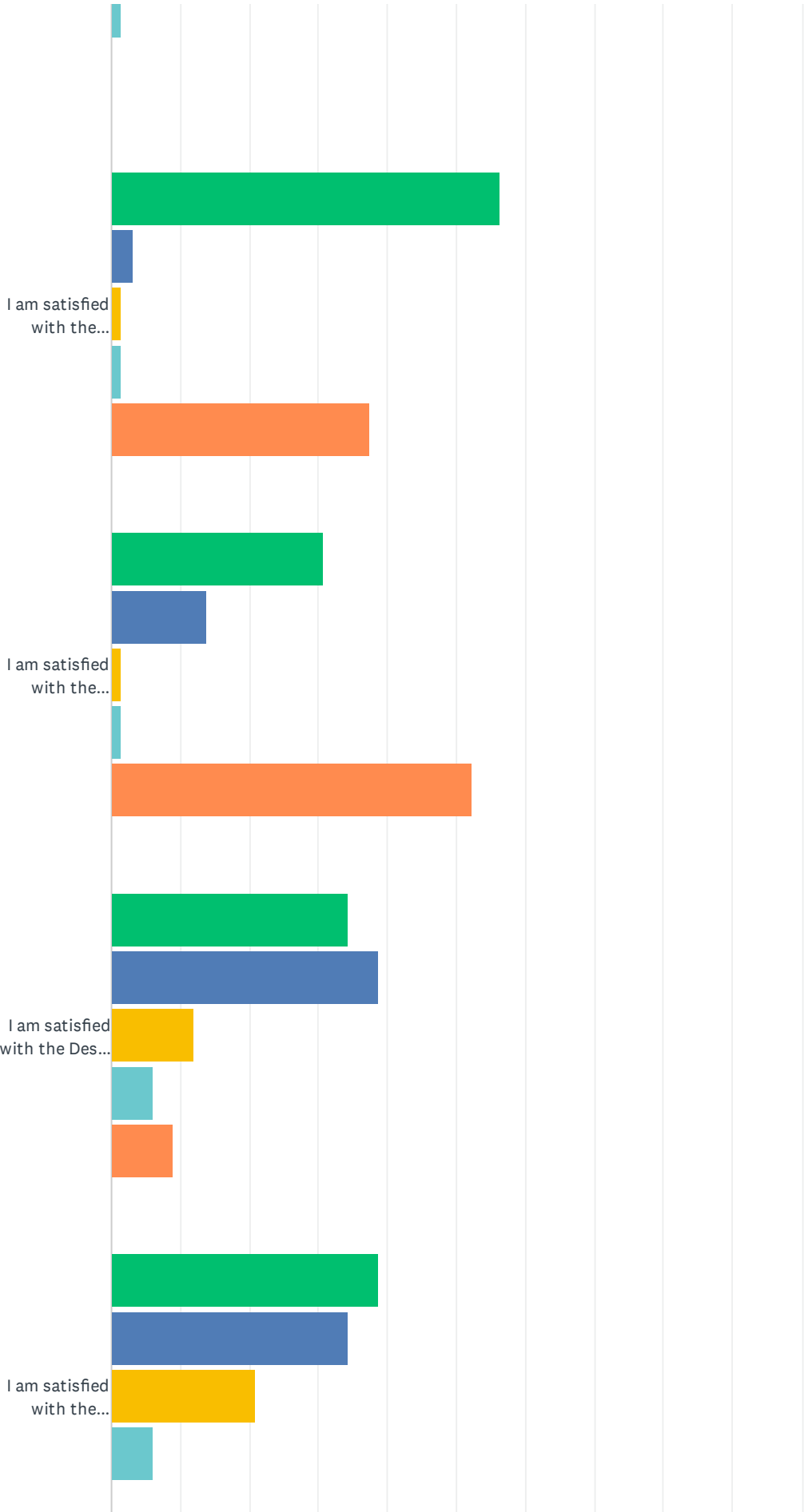


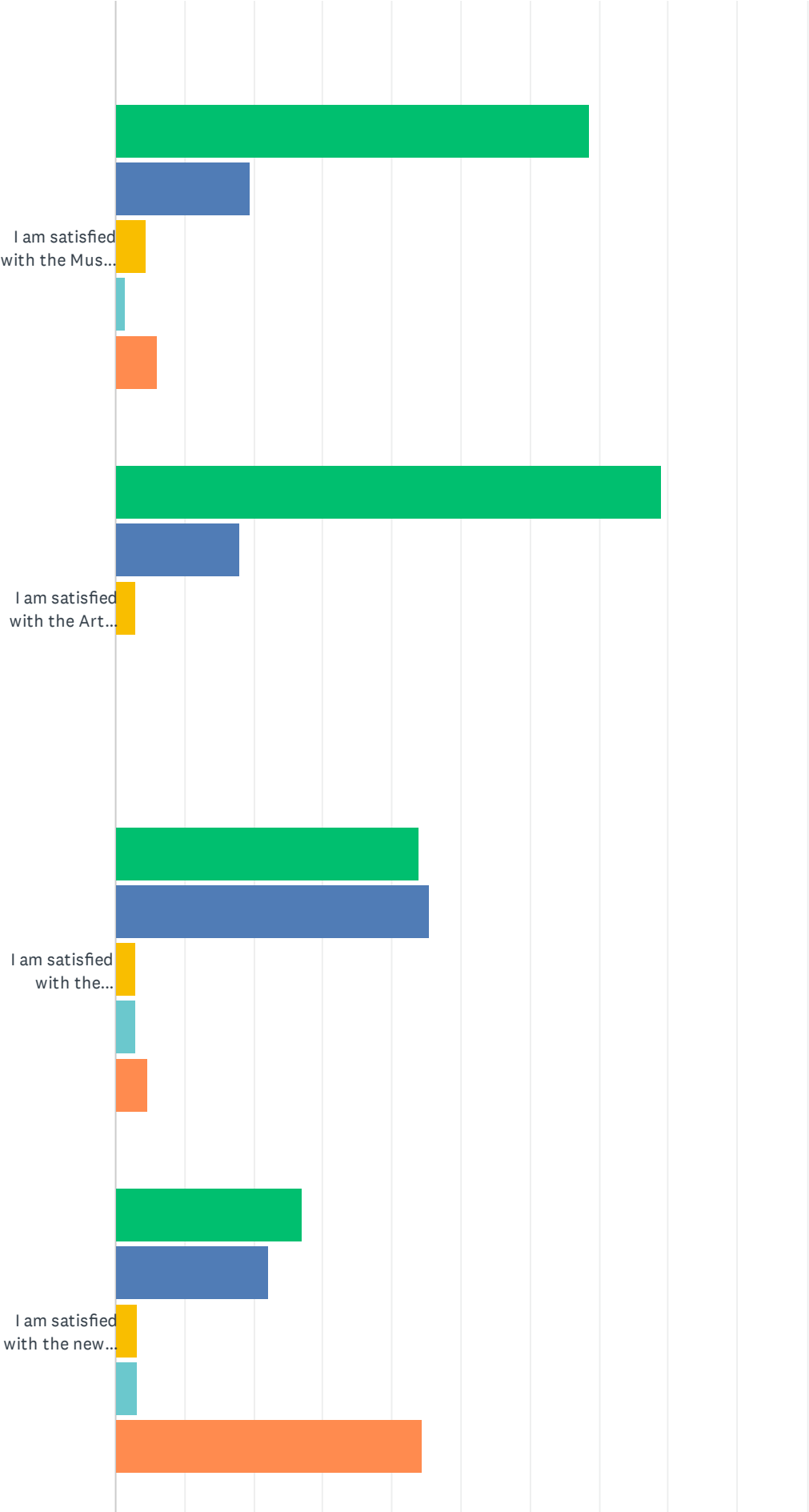
ANSWER CHOICES	RESPONSES	
Yes	48.03%	73
No	51.97%	79
TOTAL		152

Q26 For your middle school student(s), please rate your level of satisfaction with the individual academic disciplines and curricula:

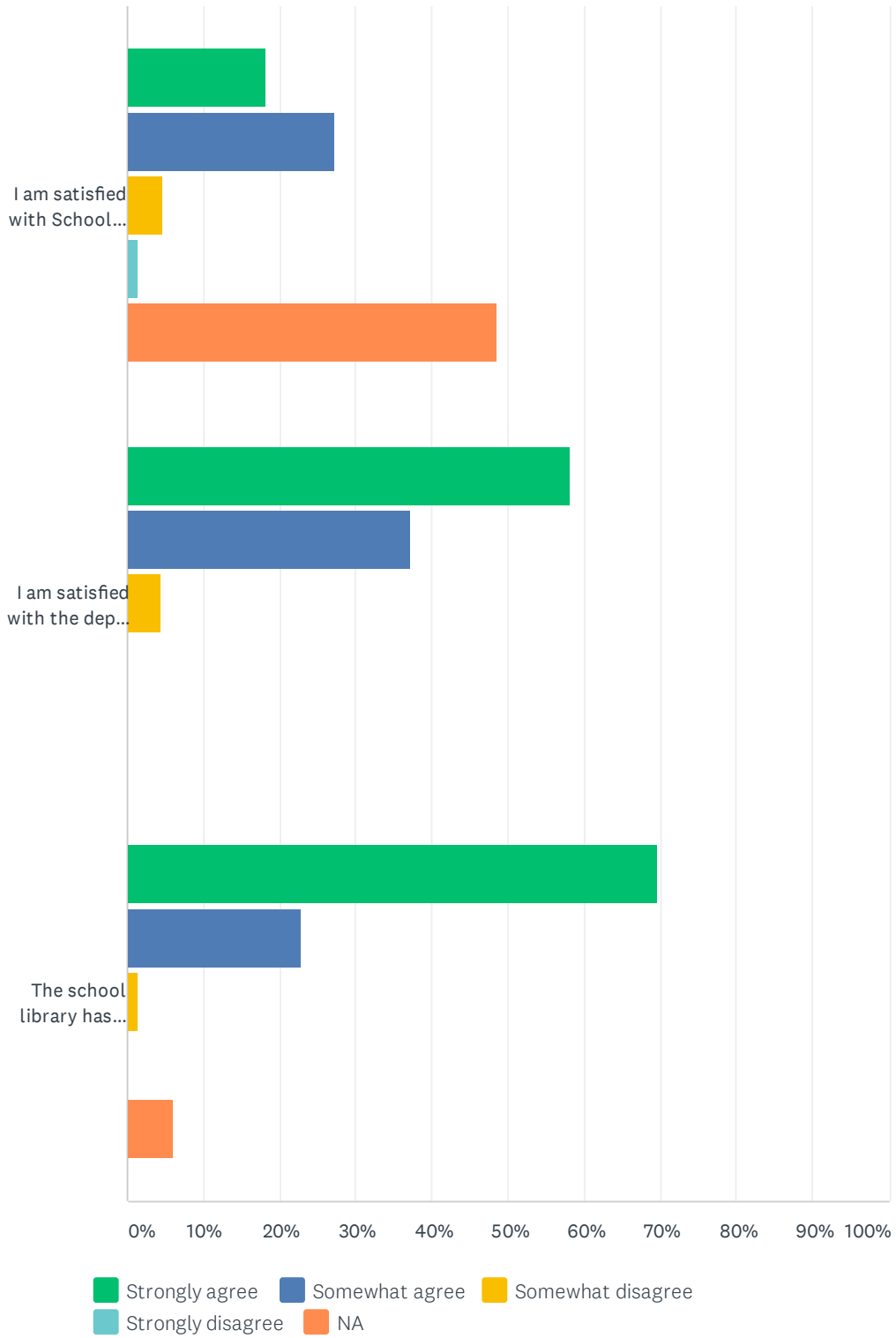
Answered: 68    Skipped: 98







# 2019-2020 Parent Survey WESD





# 2019-2020 Parent Survey WESD

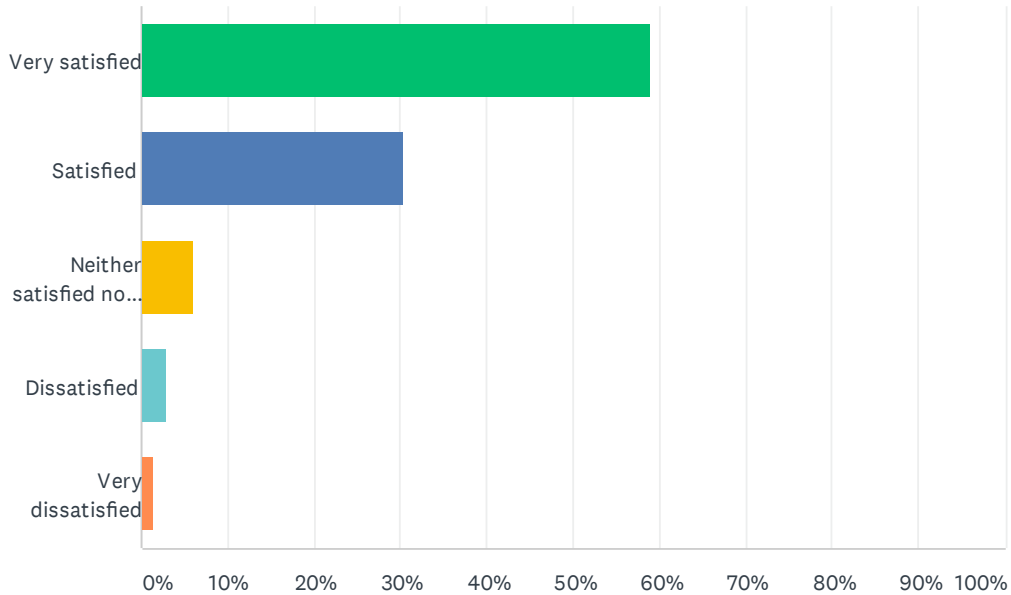
	STRONGLY AGREE	SOMEWHAT AGREE	SOMEWHAT DISAGREE	STRONGLY DISAGREE	NA	TOTAL	WEIGHTED AVERAGE
I am satisfied with the English Language Arts program and Reader's and Writer's Workshop model.	73.13% 49	23.88% 16	2.99% 2	0.00% 0	0.00% 0	67	1.30
I am satisfied with the Social Studies program.	80.60% 54	16.42% 11	1.49% 1	1.49% 1	0.00% 0	67	1.24
I am satisfied with the Science program.	66.67% 44	27.27% 18	4.55% 3	1.52% 1	0.00% 0	66	1.41
I am satisfied with the Math program.	80.88% 55	11.76% 8	5.88% 4	1.47% 1	0.00% 0	68	1.28
I am satisfied with the Spanish program.	56.25% 36	3.13% 2	1.56% 1	1.56% 1	37.50% 24	64	2.61
I am satisfied with the Mandarin program.	30.77% 20	13.85% 9	1.54% 1	1.54% 1	52.31% 34	65	3.31
I am satisfied with the Design Thinking program.	34.33% 23	38.81% 26	11.94% 8	5.97% 4	8.96% 6	67	2.16
I am satisfied with the Physical Education program.	38.81% 26	34.33% 23	20.90% 14	5.97% 4	0.00% 0	67	1.94
I am satisfied with the Music program.	68.66% 46	19.40% 13	4.48% 3	1.49% 1	5.97% 4	67	1.57
I am satisfied with the Art program.	79.10% 53	17.91% 12	2.99% 2	0.00% 0	0.00% 0	67	1.24
I am satisfied with the Advisory program.	43.94% 29	45.45% 30	3.03% 2	3.03% 2	4.55% 3	66	1.79
I am satisfied with the new Bridge program.	26.98% 17	22.22% 14	3.17% 2	3.17% 2	44.44% 28	63	3.16
I am satisfied with School Counseling services.	18.18% 12	27.27% 18	4.55% 3	1.52% 1	48.48% 32	66	3.35
I am satisfied with the depth and variety of the elective choices.	58.21% 39	37.31% 25	4.48% 3	0.00% 0	0.00% 0	67	1.46
The school library has adequate resources.	69.70% 46	22.73% 15	1.52% 1	0.00% 0	6.06% 4	66	1.50

Q27 What do you think of the new Middle School Dean structure (one dean for 6th, 7th and 8th grades respectively)?

Answered: 47   Skipped: 119

## Q28 How satisfied are you with the Chromebook take home program?

Answered: 66 Skipped: 100



ANSWER CHOICES	RESPONSES	
Very satisfied	59.09%	39
Satisfied	30.30%	20
Neither satisfied nor dissatisfied	6.06%	4
Dissatisfied	3.03%	2
Very dissatisfied	1.52%	1
TOTAL		66

## Q29 Do you have any concerns or comments about the Chromebook take home program?

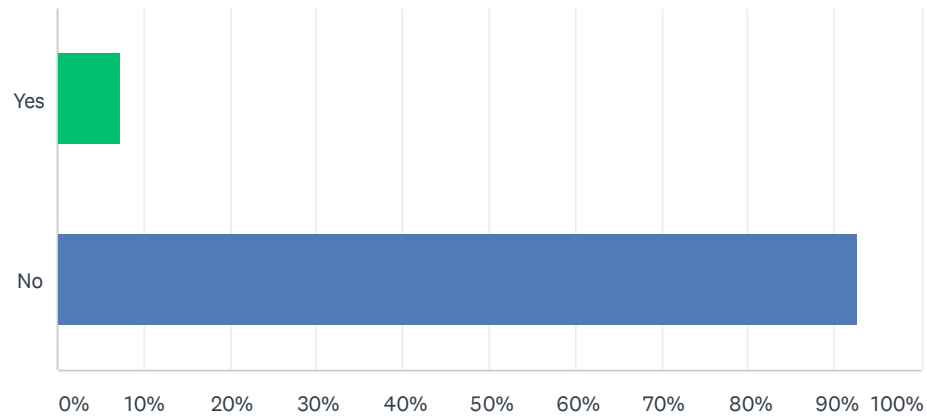
Answered: 25   Skipped: 141

**Q30** If applicable, please provide specific details and any comments or suggestions you may have about the Middle School experience.

Answered: 21   Skipped: 145

**Q31 If a student speaks a language other than English in the home they are tested for English language skills. Students who qualify as being an English Learner receive support either in their general education class or in small group or one on one settings. Is your child considered an English Language Learner?**

Answered: 151 Skipped: 15

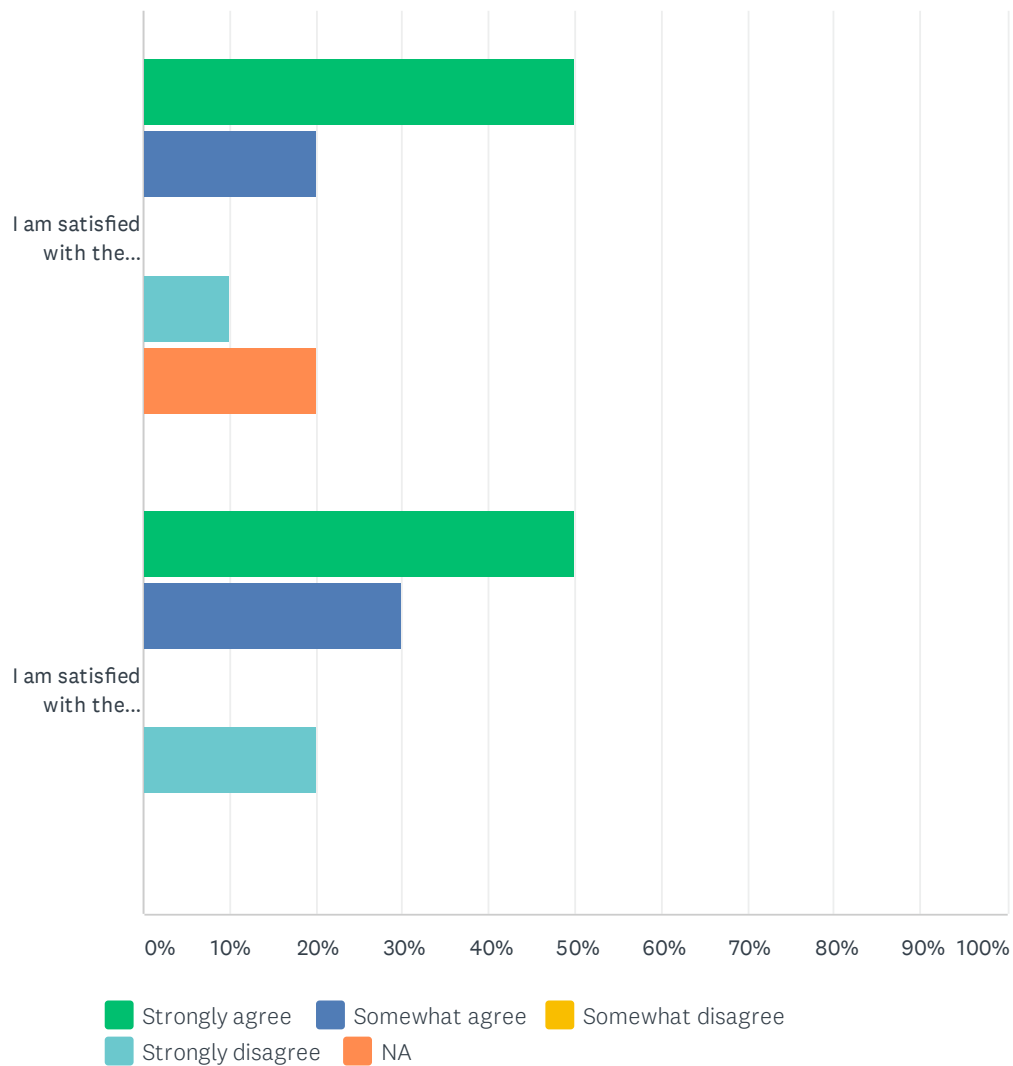


ANSWER CHOICES	RESPONSES	
Yes	7.28%	11
No	92.72%	140
TOTAL		151

## Q32 English Learner Development

For your English Learner student(s), please rate you level of satisfaction:

Answered: 10 Skipped: 156



	STRONGLY AGREE	SOMEWHAT AGREE	SOMEWHAT DISAGREE	STRONGLY DISAGREE	NA	TOTAL
I am satisfied with the English Language support my child receives at school.	50.00% 5	20.00% 2	0.00% 0	10.00% 1	20.00% 2	10
I am satisfied with the communication I receive regarding my child's language development progress.	50.00% 5	30.00% 3	0.00% 0	20.00% 2	0.00% 0	10

**Q33 Thank you for completing our Parent Survey. Please provide additional comments you'd like to share:**

Answered: 34   Skipped: 132